



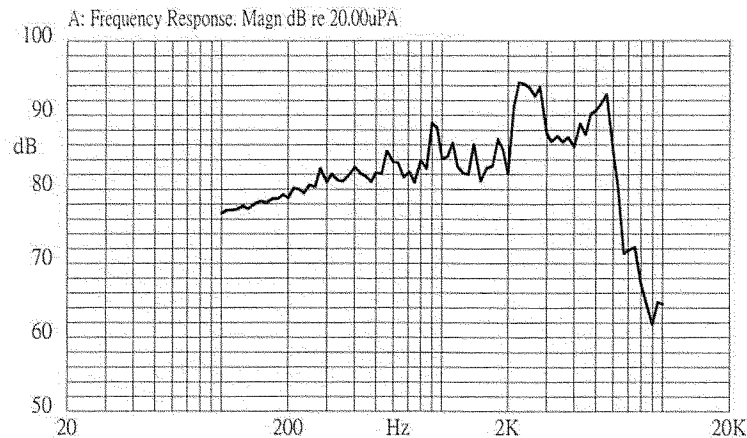
SCOPE

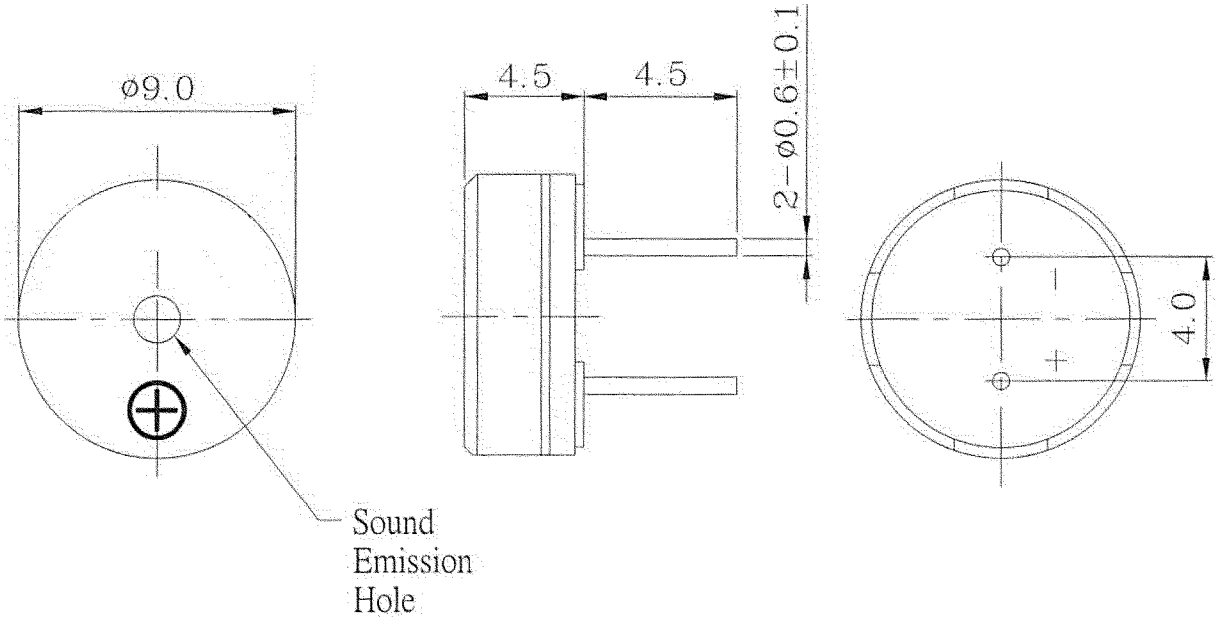
This specification applies to magnetic buzzer, CST-951AP

SPECIFICATION

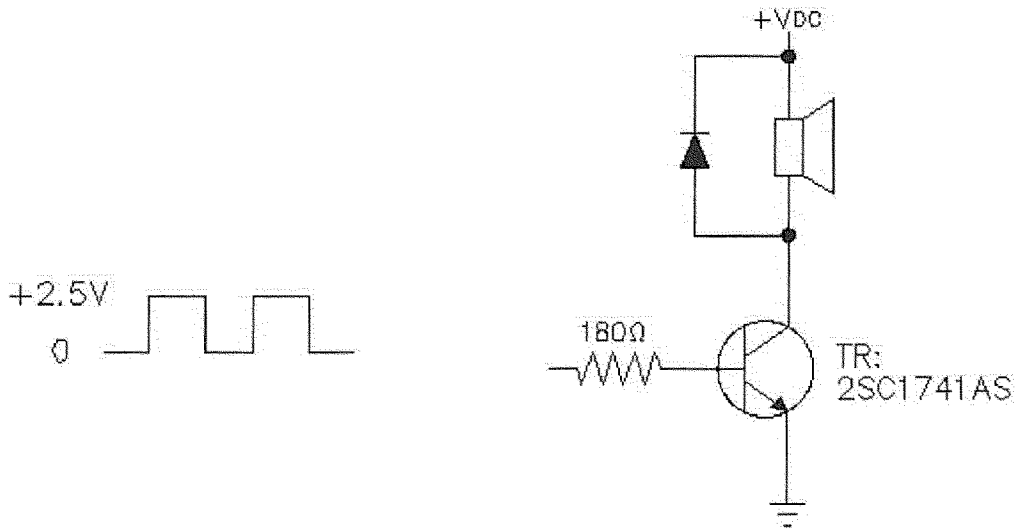
No.	Item	Unit	Specification	Condition
1	Rated Voltage	Vo-p	5.0	
2	Operating Volt.	Vo-p	4.0~6.0	
3	Mean Current	mA	Max.80	Applying rated voltage,2730Hz square wave, 1/2duty
4	Coil Resistance	$\Omega$	30 $\pm$ 4.5	
5	Sound Output	dBA	Min.85 (Typical 92)	Distance at 10cm(A-weight free air). Applying rated voltage 2730Hz,square wave, 1/2duty
6	Rated Frequency	Hz	2730	
7	Operating Temp.	$^{\circ}$ C	-20 ~ +70	
8	Storage Temp.	$^{\circ}$ C	-30 ~ +80	
9	Dimension	mm	$\phi$ 9.0 $\times$ H4.5	See attached drawing.
10	Weight	gram	0.6	
11	Material		PPO	
12	Terminal		Pin type (Plating Au)	See attached drawing.
13	Environmental Protection Regulation		RoHS	

TYPICAL FREQUENCY RESPONSE CURVE



**APPEARANCE DRAWING**


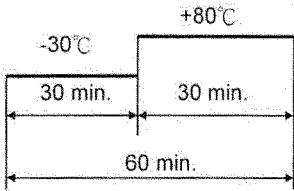
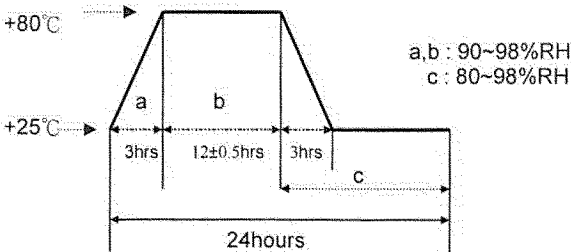
**Tol :  $\pm 0.5$**   
**Unit : mm**

**MEASUREMENT METHOD**


**MECHANICAL CHARACTERISTICS**

No.	Item	Test condition	Evaluation standard
1	Solderability	Lead terminals are immersed in rosin for 5 seconds and then immersed in solder bath of $+270\pm 5^{\circ}\text{C}$ for $3\pm 1$ seconds.	90% min. lead terminals shall be wet with solder. (Except the edge of terminal)
2	Soldering Heat Resistance	Lead terminal are immersed up to 1.5mm from sounder's body in solder bath of $+260\pm 5^{\circ}\text{C}$ for $3\pm 1$ seconds.	No interference in operation
3	Terminal Mechanical Strength	The force 10 seconds of 9.8N (1.0kg) is applied to each terminal in axial direction.	No damage and cutting off
4	Vibration	Buzzer shall be measured after being applied vibration of amplitude of 1.5mm with 10 to 55hz band of vibration frequency to each of 3 per-pendicular directions for 2 hours.	After the test the part shall meet specifications with-out any damage in appearance and the SPL should be in $\pm 10\text{dBA}$ compared with initial one.
5	Drop test	The part only shall be dropped from a height of 75cm onto a 40mm thick wooden board 3 times in 3 axes (X.Y.Z). (a total of 9 times).	

**ENVIRONMENT TEST**

No.	Item	Test condition	Evaluation standard
1	High temp. test	After being placed in a chamber at $+80^{\circ}\text{C}$ for 96 hours.	After the test the part shall meet specifications with-out any degradation in appearance and performance except SPL. after 4 hours at $+25^{\circ}\text{C}$ . the SPL should be in $\pm 10\text{dBA}$ compared with initial one.
2	Low temp. test	After being placed in a chamber at $-30^{\circ}\text{C}$ for 96 hours.	
3	Thermal Shock	The part shall be subjected to 10 cycles. One cycle shall consist of; 	
4	Temp./ Humidity Cycle	The part shall be subjected to 10 cycles. One cycle shall be 24 hours and consist of; 	



RELIABILITY TEST

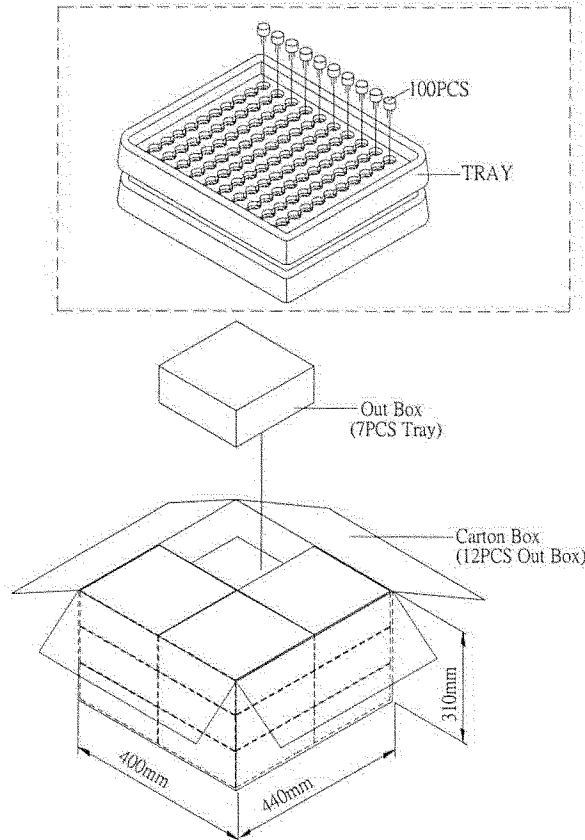
No.	Item	Test condition	Evaluation standard
1	Operating life test	1. Continuous life test The part shall be subjected to 72 hours at +55°C with 5V ,2730Hz applied.  2. Intermittent life test A duty cycle of 1 minute on, 1 minutes off, a minimum of 10000 times at room temp.( +25±10°C) with 5V ,2730Hz applied.	After the test the part shall meet specifications with-out any degradation in appearance and performance except SPL. after 4 hours at +25°C. the SPL should be in ±10dBA compared with initial one.

TEST CONDITION.

Standard Test Condition : a) Temperature : +5 ~ +35°C b) Humidity : 45-85% c) Pressure : 860-1060mbar

Judgement Test Condition : a) Temperature : +25 ± 2°C b) Humidity : 60-70% c) Pressure : 860-1060mbar

PACKING STANDARD



Tray	184mmx184mmx23mm	10x10PCS=100PCS
Out Box	200mmx190mmx100mm	7LAYERx100PCS=700PCS
Carton Box	440mmx400mmx310mm	700PCSx12=8400PCS